



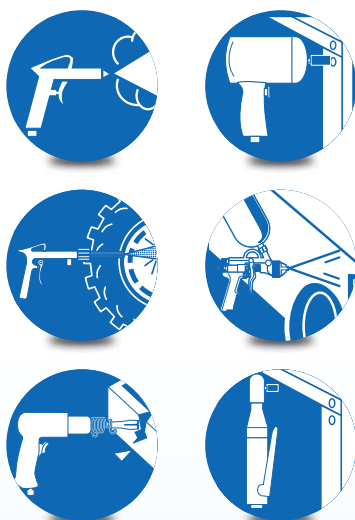
# LINE Series

## Direct drive & Belt drive piston compressors

ABAC direct drive units offer a user friendly, reliable and compact design.

ABAC belt driven units are now equipped with the new and efficient slower running pump, giving noticeable noise reductions and much lower running temperatures. The new belt guard design improves cooling air flow over the pump, further increasing reliability.

### Applications



Direct Drive

Belt Drive

### Efficiency

Unique design belt guard with a **more efficient** air flow over the pump, designed to **improve cooling**

### Reliability

Highly reliable thanks to our **new pump** running at a much **lower speed** reducing wear

### User friendly

Significantly **lower noise levels** due to **slower running**

### Blue Cap

Signature of the new and **unique ABAC pump**



Model	Partnumber	Tank	Pump	l/min	CFM	HP	kW	rpm	Volt	Bar	L x W xH (mm)	Kg
COMPY O15	4116023490	-	Oil Free	180	6.3	1.5	1.1	3400	230/1/50	8	280 x 180 x 347	4.5
START O15	4116023491	6L	Oil Free	180	6.3	1.5	1.1	3400	230/1/50	8	330 x 360 x 350	9.5
POLE POSITION O15	4116023492	24L	Oil Free	180	6.3	1.5	1.1	3400	230/1/50	8	250 x 565 x 420	20
POLE POSITION L20	4116023497	24L	Lubricated	222	7.8	2	1.5	2850	230/1/50	8	570 x 255 x 590	24.6
MONTECARLO L20	4116023498	50L	Lubricated	222	7.8	2	1.5	2850	230/1/50	8	770 x 310 x 645	32.6

Model *	Partnumber	Tank	Air Displacement		Free Air Delivered		Noise		Motor				L x W xH (mm)	Kg
			l/min	CFM	l/min	CFM	dB(A)	Lw(A)	HP	kW	rpm	Volt		
A29 50 CM2	4116024558	50L	255	8.9	175	6.2	73	93	2	1.5	1075	230/1/50	870 x 370 x 780	49
A29B 50 CM3	4116024869	50L	320	11.2	230	7.9	75	95	3	2.2	1350	230/1/50	940 x 410 x 800	58
A29B 90 CM3	4116024870	90L	320	11.2	230	7.9	75	95	3	2.2	1350	230/1/50	1010 x 415 x 900	56
A29B 90 FT3	4116024526	90L	320	11.2	230	7.9	75	95	3	2.2	1350	400/3/50	1010 x 415 x 900	56
A29B 150 FM3	4116024871	150L	320	11.2	230	7.9	75	95	3	2.2	1350	230/1/50	1375 x 420 x 950	87
A29B 150 FT3	4116024533	150L	320	11.2	230	7.9	75	95	3	2.2	1350	400/3/50	1375 x 420 x 950	87

\* All belt drive models shown are 10 Bar maximum pressure Model Description :- C = Receiver on Wheels, F = Receiver is Floor Mounted



Compressed air at your service

Your Authorised Distributor

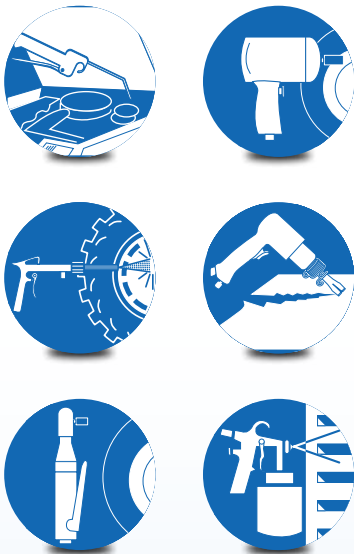


# PRO Series

## Direct drive & belt driven piston compressors

ABAC PRO direct drive units offer a user friendly, reliable and sturdy design. Belt driven units are equipped with the best belt guard available, providing an optimal air flow over the pump. The pumps are running at lower speed and all come with aftercoolers to reduce operating temperatures even more than ever before. All machines have the maximum number of feet with rubber bumpers or lockable pivot wheels, providing the safest and best stability possible.

### Applications



### Efficiency

Highly innovative belt guard streamlining and improving the cooling air flow over the pump

### Durability

Standard aftercooler on the highly durable and newly developed slow running pump



### User comfort

With extra rubber handles and lockable pivot wheels



Model	Partnumber	L	Pump	l/min	CFM	HP	kW	rpm	Volt	Bar	L x W x H (mm)	Kg
START O20P UK	4116023493	6	Oil Free	230	8.1	2	1.5	2850	230/1/50	8	535 x 215 x 535	15.9
POLE POSITION O20P	4116023494	24	Oil Free	230	8.1	2	1.5	2850	230/1/50	8	570 x 250 x 590	24.5
POLE POSITION L30P	4116023501	24	Lubricated	310	10.9	3	2.2	2850	230/1/50	10	570 x 255 x 590	33
MONTECARLO O20P	4116023495	50	Oil Free	230	8.1	2	1.5	2850	230/1/50	8	770 x 310 x 645	30.5
MONTECARLO L30P	4116023502	50	Lubricated	310	10.9	3	2.2	2850	230/1/50	10	770 x 310 x 645	36.5
ESTORIL L30P	4116023503	90	Lubricated	310	10.9	3	2.2	2850	230/1/50	10	1060 x 385 x 730	48
PRO A29B 50 CM2	4116024556	50	A29B	255	8.9	2	1.5	1075	230/1/50	10	870 x 370 x 780	49
PRO A39B 90 CM3	4116024523	90	A39B	393	13.8	3	2.2	1050	230/1/50	10	1180 x 460 x 930	72
PRO A39B 150 FM3	4116024538	150	A39B	393	13.8	3	2.2	1050	230/1/50	10	1375 x 420 x 950	87
PRO A39B 150 FT3	4116024539	150	A39B	393	13.8	3	2.2	1050	400/3/50	10	1375 x 420 x 950	87
PRO A39B 200 FM3	4116024540	200	A39B	393	13.8	3	2.2	1050	230/1/50	10	1500 x 470 x 1110	91
PRO A39B 200 FT3	4116024541	200	A39B	393	13.8	3	2.2	1050	400/3/50	10	1500 x 470 x 1110	91
PRO B4900 200 FT4	4116019576	200	B4900	514	18	4	3	1400	400/3/50	11	1500 X 450 X 960	137
PRO B5900B 200 FT5.5	4116019700	200	B5900	653	22,9	5.5	4	1400	400/3/50	11	1580 X 580 X 1150	161
PRO B6000 270 FT7.5	4116020190	270	B6000	827	28.9	7.5	5.5	1400	400/3/50	11	1520 X 600 X 1250	177
PRO B7000 270 FT10	4116020790	270	B7000	1210	42.4	10	7.5	1300	400/3/50	11	1520 X 600 X 1250	196



Compressed air at your service

Your Authorised Distributor

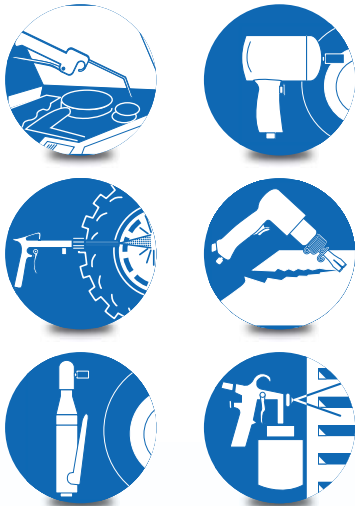


# PRO Series

## Direct drive and Belt driven piston compressors

ABAC PRO single stage piston compressors combine high user comfort with great durability and efficient performance. All the units are equipped with the ABAC belt guard, providing an optimal air flow over the pump. The pumps run at low speed and come with aftercoolers to reduce operating temperatures more than ever before.

### Applications



### Efficiency

Highly innovative belt guard improving the cooling air flow over the pump

### Durability

Standard aftercooler on the new highly durable and slower running pump.



### User comfort

With maximum feet, extra rubber handles and lockable pivot wheels

Direct Drive	Part Number	Tank	Pump	l/min	CFM	HP	kW	rpm	Volt	Bar	L x W xH (mm)	Kg
START O20P UK	4116023493	6L	Oil Free	230	8.1	2	1.5	2850	230/1/50	8	535 x 215 x 535	15.9
POLE POSITION O20P	4116023494	24L	Oil Free	230	8.1	2	1.5	2850	230/1/50	8	570 x 250 x 590	24.5
POLE POSITION L30P	4116023501	24L	Lubricated	310	10.9	3	2.2	2850	230/1/50	10	570 x 255 x 590	33
MONTECARLO O20P	4116023495	50L	Oil Free	230	8.1	2	1.5	2850	230/1/50	8	770 x 310 x 645	30.5
MONTECARLO L30P	4116023502	50L	Lubricated	310	10.9	3	2.2	2850	230/1/50	10	770 x 310 x 645	36.5
ESTORIL L30P	4116023503	90	Lubricated	310	10.9	3	2.2	2850	230/1/50	10	1060 x 385 x 730	48

Belt Drive	Part Number	Tank	Air Displacement		Free Air Delivered		Noise		Motor			Bar	L x W xH (mm)	Kg	
			l/min	CFM	l/min	CFM	dB(A)	Lw(A)	HP	kW	rpm				Volt
A29B 50 CM2	4116024556	50L	255	8.9	175	6.2	73	93	2	1.5	1075	230/1/50	10	870 x 370 x 78	49
A39B 90 CM3	4116024523	90L	393	13.8	280	10.1	73	93	3	2.2	1050	230/1/50	10	1180 x 460 x 930	72
A39B 150 FM3	4116024538	150L	393	13.8	280	10.1	73	93	3	2.2	1050	230/1/50	10	1375 x 420 x 950	87
A39B 150 FT3	4116024539	150L	393	13.8	280	10.1	73	93	3	2.2	1050	400/3/50	10	1375 x 420 x 950	87
A39B 200 FM3	4116024540	200L	393	13.8	280	10.1	73	93	3	2.2	1050	230/1/50	10	1500 x 470 x 1110	91
A39B 200 FT3	4116024541	200L	393	13.8	280	10.1	73	93	3	2.2	1050	400/3/50	10	1500 x 470 x 1110	91
B4900 200 FT4	4116019614	200L	514	18	393	13.8	78	98	4	3	1400	400/3/50	11	1500 x 450 x 960	137
B5900B 200 FT5.5	4116019759	200L	653	22.9	500	17.7	78	98	5.5	4	1400	400/3/50	11	1580 x 580 x 1150	161
B6000 270 FT7.5	4116020193	270L	827	28.9	650	23	78	98	7.5	5.5	1400	400/3/50	11	1520 x 600 x 1250	177
B7000 270 FT10 YD	4116020794	270L	1210	42.4	960	33.9	78	98	10	7.5	1300	400/3/50	11	1520 x 600 x 1250	196
A39 270 F3 Tandem*	4116014868	270L	786	27.6	560	20.2	73	93	6	4.4	1050	230/1/50	10	1570 x 470 x 1030	215

\* A39 Tandem Unit requires 32Amp, 230/1/50 supply. Model Description :- C = Receiver on Wheels, F = Receiver is Floor Mounted



Compressed air at your service

Your Authorised Distributor